

A collection of industrial equipment, including a large blue and white machine, a smaller blue machine, and a rack of electronic components, all set against a dark background.

A large, light gray rectangular area containing the main text of the advertisement. It includes the title '伺服电批' (Servo Electric Screwdriver) in bold black font, followed by '工业电压 [AC220V]' (Industrial Voltage [AC220V]) in a slightly smaller black font. To the right, 'ES系列' (ES Series) is written in a bold red font. Below this, '三段速锁附' (Three-Speed Locking) is written in black. The main body of text describes the product's features: '伺服电批三段速锁附兼具锁附速度和精度' (The servo electric screwdriver with three-speed locking has both locking speed and precision), '扭力、圆教、速度通过触摸屏' (Torque, roundness, and speed are controlled via the touch screen), and '或者螺丝机控制器数字化设置' (Or digital settings for the screw machine controller). At the bottom right, there is a small image of the ES Series servo electric screwdriver and its control unit.

系列	配置	扭力范围 (kgf.cm)	扭力范围 (N.M)	空转范围 (r/m)	小螺丝尺寸 (mm)	自攻丝尺寸 (mm)	配线
伺服电机 AC220V	ES3-02BAI-DP AS2MD-04-0130B-G312X	1~9	0.1~0.9	0~3000	1.4~3	1.4~2.6	动力线： P2-AS3-03P08M-X 编码器线： E2-AS3-03AM-X
	ES3-02BAI-DP AS2MJ-06-0230B-G322X	2~15	0.2~1.5	0~3000	2~3	2~3	
	ES3-04BAI-DP AS2MJ-06-0430B-G322X	3~35	0.3~3.5	0~3000	2~4	2~4	
	ES3-08BAI-DP AS1MJ-08-0830B-G321-N	10~70	1~7	0~3000	4.8~6	3.8~6	动力线： P1-AS3-*P08M 编码器线： E1-AS3-*AM
	ES3-10BAI-DP AS1MJ-08-1030B-G321-N	10~90	1~9	0~3000	4.8~6	3.8~6	
机打式 通用电批 DC48V	DSD50+FS1005DC-HE	0.6~3	0.06~0.3	0~2000	1.0~2.3	1~2	通用电批混合线： DP-EP-3M(3米) DP-EP-5M(5米) 通用电批信号线： DP-IO-1M-02 电批485通讯线： DP-485-1A2M
	DSD100+FS1010DC-HE	1~7	0.1~0.7	0~2000	1.4~2.5	1.4~2.5	
	DSD100+FS1010DC-HE-01	1~7	0.1~0.7	0~2000	1.4~2.5	1.4~2.5	
	DSD200+FS1020DC-HE	2~12	0.2~1.2	0~2000	2~3	2~3	
	DSD400+FS1040DC-HE	3~25	0.3~2.5	0~2000	2~4.8	2~3.8	
	DSD400+FS1040DC-HA	3~25	0.3~2.5	0~2000	2~4.8	2~3.8	
	DSD600+FS1046DC-HA	15~55	1.5~5.5	0~2000	2.6~6	2.6~5.0	
	DSD100+FS1044DC-HA	8~45	0.8~4.5	0~600	2.6~5.5	2.6~4.5	
	DSD200+FS1049DC-HA	20~80	2.0~8.0	0~600	2.6~7.0	2.6~6.0	
	DSD100+FS1050DC-HA	20~90	2.0~9.0	0~300	2.6~7.0	2.6~6.0	
	DSD200+FS1060DC-HA	50~120	5.0~12.0	0~300	6.0~8.0	5.0~7.0	
	DSD200+FS1060DC-HA	50~120	5.0~12.0	0~300	6.0~8.0	5.0~7.0	
	DSD600+FS1072DC-HS	100~250	10.0~25.0	0~400	7.0~10.0	7.0~10.0	
DSD600+FS1086DC-HS	250~600	25.0~60.0	0~166	10~13	10~13		
NEW 第二代机打式 通用电批 DC48V	DSD50-P+FS2005DC-HE	0.6~3	0.06~0.3	0~2000	1.0~2.3	1.0~2.0	通用电批混合线： DP-EP-3M(3米) DP-EP-5M(5米) 通用电批信号线： DP-IO-1M-02 电批485通讯线： DP-485-1A2M
	DSD100-P+FS2010DC-HE	1.0~7.0	0.1~0.7	0~2000	1.4~2.5	1.4~2.5	
	DSD100-P+FS2010DC-HE-01	1.0~7.0	0.1~0.7	0~2000	1.4~2.5	1.4~2.5	
	DSD200-P+FS2020DC-HE	1.0~7.0	0.2~1.2	0~2000	2.0~3.0	2.0~3.0	
	DSD400-P+FS2040DC-HE	3.0~25.0	0.3~2.5	0~2000	2.0~4.8	2.0~3.8	
	DSD400-P+FS2040DC-HA	3.0~25.0	0.3~2.5	0~2000	2.0~4.8	2.0~3.8	
	DSD600-P+FS2046DC-HA	15.0~55	1.5~5.5	0~2000	2.6~6.0	2.6~5.0	

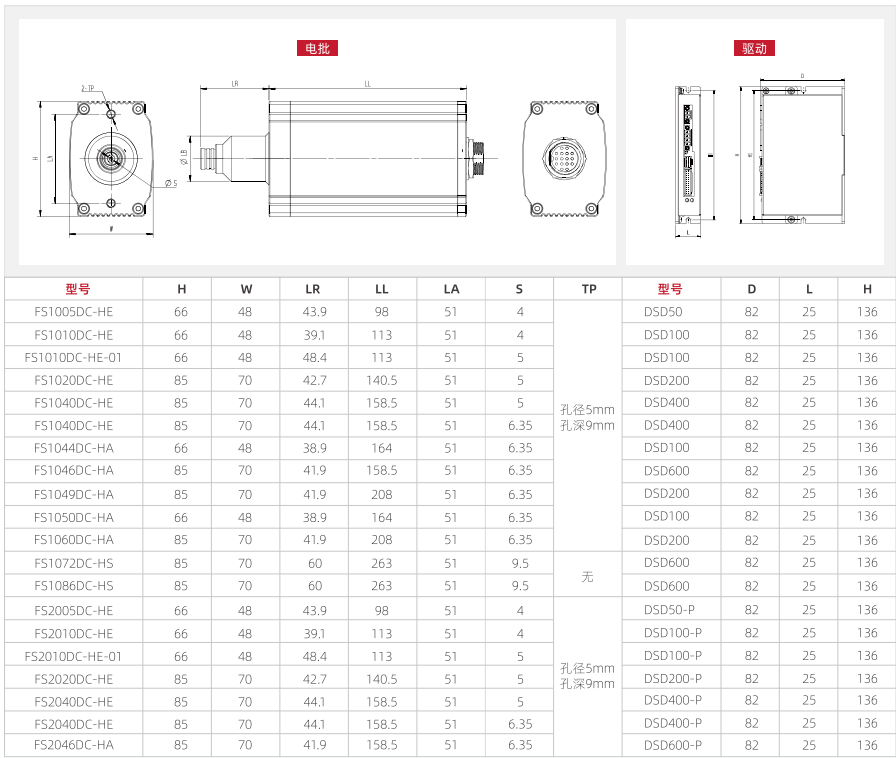
选型列表 | Selection list

系列	配置	扭力范围 (kgf.cm)	扭力范围 (N.M)	空转范围 (r/m)	小螺丝尺寸 (mm)	自攻丝尺寸 (mm)	配线
机打式 智能电批 DC48V	GSD30-1003DC-HM	0.2~2.0	0.02~0.2	0~2000	1.0~2.0	1.0~2.0	智能电批混合线： DP-EP-3M-ZN(3米) DP-EP-5M-ZN(5米) 电批485通讯线： DP-485-1A2M
	GSD30-1003DC-HM-5M	0.2~2.0	0.02~0.2	0~2000	1.0~2.0	1.0~2.0	
	GSD50-1005DC-HE	0.6~3.0	0.06~0.3	0~2000	1.2~2.0	1.2~2.6	
	GSD50-1005DC-HE-5M	0.6~3.0	0.06~0.3	0~2000	1.2~2.0	1.2~2.6	
	GSD100-1010DC-HE	1.0~7.0	0.1~0.7	0~2000	1.4~2.5	1.4~2.5	
	GSD100-1010DC-HE-5M	1.0~7.0	0.1~0.7	0~2000	1.4~2.5	1.4~2.5	
	GSD100-1010DC-HE-01	1.0~7.0	0.1~0.7	0~2000	1.4~2.5	1.4~2.5	
	GSD100-1010DC-HE-01-5M	1.0~7.0	0.1~0.7	0~2000	1.4~2.5	1.4~2.5	
	GSD200-1020DC-HE	2.0~12.0	0.2~1.2	0~2000	2.0~3.0	2.0~3.0	
	GSD200-1020DC-HE-5M	2.0~12.0	0.2~1.2	0~2000	2.0~3.0	2.0~3.0	
	GSD400-1040DC-HE	3.0~25	0.3~2.5	0~2000	2.0~4.8	2.0~3.8	
	GSD400-1040DC-HE-5M	3.0~25	0.3~2.5	0~2000	2.0~4.8	2.0~3.8	
	GSD600-1046DC-HA	15~55	1.5~5.5	0~2000	2.6~6.0	2.6~5.0	
	GSD600-1046DC-HA-5M	15~55	1.5~5.5	0~2000	2.6~6.0	2.6~5.0	
	GSD100-1044DC-HA	8~45	0.8~4.5	0~600	2.6~5.5	2.6~4.5	
	GSD100-1044DC-HA-5M	8~45	0.8~4.5	0~600	2.6~5.5	2.6~4.5	
	GSD200-1049DC-HA	20~80	2.0~8.0	0~600	2.6~7.0	2.6~6.0	
	GSD200-1049DC-HA-5M	20~80	2.0~8.0	0~600	2.6~7.0	2.6~6.0	
	GSD100-1050DC-HA	20~90	2.0~9.0	0~300	4.8~6.0	3.8~6.0	
	GSD100-1050DC-HA-5M	20~90	2.0~9.0	0~300	4.8~6.0	3.8~6.0	
	GSD200-1060DC-HA	50~120	5.0~12.0	0~300	5.0~7.0	5.0~7.0	
	GSD200-1060DC-HA-5M	50~120	5.0~12.0	0~300	5.0~7.0	5.0~7.0	

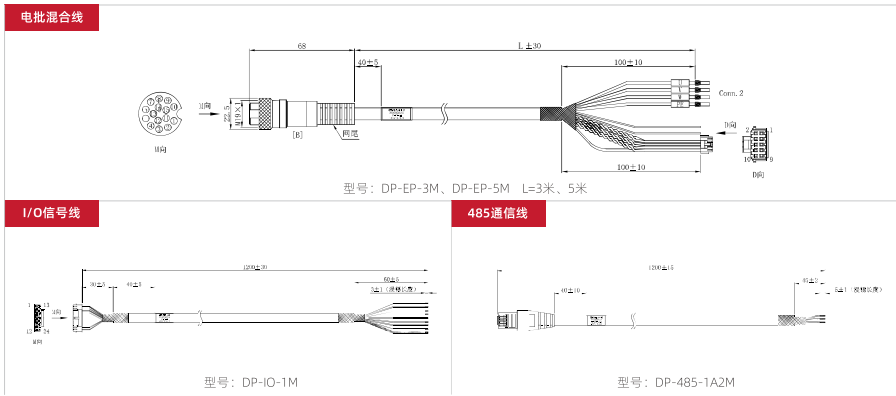
DSD机打式通用电批
Machine-type universal electric screwdriver

型号	扭力范围 (kgf.cm)	扭力范围 (N.M)	最高转速 (rpm)	小螺丝尺寸 (mm)	自攻丝尺寸 (mm)	适用批头	重量 (Kg)	适配驱动器	适配电源
FS1005DC-HE	0.6~3	0.06~0.3	2000	1.0~2.3	1.0~2.0	4mm双耳	0.62	DSD50	200W DC48V
FS1010DC-HE	1.0~7.0	0.1~0.7	2000	1.4~2.6	1.4~2.3	4mm双耳	0.76	DSD100	200W DC48V
FS1010DC-HE-01	1.0~7.0	0.1~0.7	2000	1.4~2.6	1.4~2.3	5mm双耳	0.76	DSD100	200W DC48V
FS1020DC-HE	2.0~12	0.2~1.2	2000	2.0~3.0	2.0~2.6	5mm双耳	1.36	DSD200	600W DC48V
FS1040DC-HE	3.0~25	0.3~2.5	2000	2.0~5.0	2.0~4.0	5mm双耳	1.7	DSD400	800W DC48V
FS1040DC-HA	3.0~25	0.3~2.5	2000	2.0~5.0	2.0~4.0	6.35mm六角	1.7	DSD400	800W DC48V
FS1044DC-HA	8.0~45	0.8~4.5	600	2.6~5.5	2.6~4.5	6.35mm六角	1.2	DSD100	400W DC48V
FS1046DC-HA	15~55	1.5~5.5	2000	2.6~6.0	2.6~5.0	6.35mm六角	2.0	DSD600	1000W DC48V
FS1049DC-HA	20~80	2.0~8.0	600	2.6~7.0	2.6~6.0	6.35mm六角	2.9	DSD200	600W DC48V
FS1050DC-HA	20~90	2.0~9.0	300	2.6~7.0	2.6~6.0	6.35mm六角	1.2	DSD100	400W DC48V
FS1060DC-HA	50~120	5.0~12.0	300	6.0~8.0	5.0~7.0	6.35mm六角	2.9	DSD200	600W DC48V
FS1072DC-HS	100~250	10.0~25.0	400	7.0~10.0	7.0~10.0	9.55mm方头	3.7	DSD600	1000W DC48V
FS1086DC-HS	250~600	25.0~60.0	166	10.0~13.0	7.0~10.0	9.55mm方头	3.7	DSD600	1000W DC48V
FS2005DC-HE	0.6~3	0.06~0.3	2000	1.0~2.3	1.0~2.0	4mm双耳	0.62	DSD50-P	200W DC48V
FS2010DC-HE	1.0~7.0	0.1~0.7	2000	1.4~2.5	1.4~2.5	4mm双耳	0.75	DSD100-P	400W DC48V
FS2010DC-HE-01	1.0~7.0	0.1~0.7	2000	1.4~2.5	1.4~2.5	5mm双耳	0.75	DSD100-P	400W DC48V
FS2020DC-HE	2.0~12	0.2~1.2	2000	2.0~3.0	2.0~3.0	5mm双耳	1.35	DSD200-P	600W DC48V
FS2040DC-HE	3.0~25	0.3~2.5	2000	2.0~4.8	2.0~3.8	5mm双耳	1.7	DSD400-P	800W DC48V
FS2040DC-HA	3.0~25	0.3~2.5	2000	2.0~4.8	2.0~3.8	6.35mm双耳	1.7	DSD400-P	800W DC48V
FS2046DC-HA	15~55	1.5~5.5	2000	2.6~6.0	2.6~5.0	6.35mm双耳	2.0	DSD600-P	1000W DC48V

■ 安装尺寸图



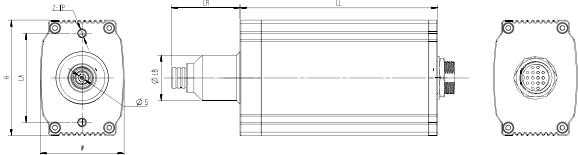
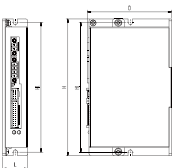
■ 配线



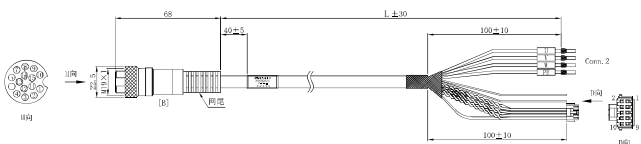
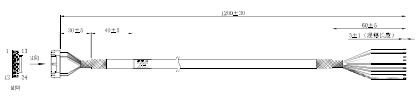

GSD 机打式智能电批
Machine-type intelligent electric screwdriver

型号/套装	扭力范围 (kgf.cm)	扭力范围 (N.M)	最高转速 (rpm)	小螺丝尺寸 (mm)	自攻丝尺寸 (mm)	适用批头	重量 (Kg)	适配 驱动器	适配电源
FI1003DC-HM 套装 GSD30-1030DC-HM	0.2~2	0.02~0.2	2000	1.0~2.0	1.0~2.0	尾缺	0.36	GSD50-S	200W DC48V
FI1003DC-HE 套装 GSD30-1030DC-HE	0.2~2	0.02~0.2	2000	1.0~2.0	1.0~2.0	4mm双耳	0.36	GSD50-S	200W DC48V
FI1005DC-HE 套装 GSD50-1005DC-HE	0.6~3	0.06~3	2000	1.0~2.3	1.0~2.0	4mm双耳	0.62	GSD50-S	200W DC48V
FI1010DC-HE 套装 GSD100-1010DC-HE	1~7	0.1~0.7	2000	1.4~2.6	1.4~2.3	4mm双耳	0.76	GSD100-S	600W DC48V
FI1010DC-HE-01 套装 GSD100-1010DC-HE-01	1~7	0.1~0.7	2000	1.4~2.6	1.4~2.3	5mm双耳	0.76	GSD100-S	800W DC48V
FI1020DC-HE 套装 GSD200-1020DC-HE	2~12	0.2~1.2	2000	2.0~3.0	2.0~2.6	5mm双耳	1.36	GSD200-S	800W DC48V
FI1040DC-HE 套装 GSD400-1040DC-HE	3~25	0.3~2.5	2000	2.0~5.0	2.0~4.0	5mm双耳	1.7	GSD400-S	400W DC48V
FI1040DC-HA 套装 GSD400-1040DC-HA	3~25	0.3~2.5	2000	2.0~5.0	2.0~4.0	6.35mm六角	1.7	GSD400-S	1000W DC48V
FI1044DC-HA 套装 GSD100-1044DC-HA	8~45	0.8~4.5	600	2.6~5.5	2.6~4.5	6.35mm六角	1.2	GSD100-S	600W DC48V
FI1046DC-HA 套装 GSD600-1046DC-HA	15~55	1.5~5.5	2000	2.6~6.0	2.6~5.0	6.35mm六角	2.0	GSD600-S	400W DC48V
FI1049DC-HA 套装 GSD200-1049DC-HA	20~80	2.0~8.0	600	2.6~7.0	2.6~6.0	6.35mm六角	2.9	GSD200-S	600W DC48V
FI1050DC-HA 套装 GSD100-1050DC-HA	20~90	2.0~9.0	300	2.6~7.0	2.6~6.0	6.35mm六角	1.2	GSD100-S	1000W DC48V
FI1060DC-HA 套装 GSD200-1060DC-HA	50~120	5.0~12.0	300	6.0~8.0	5.0~7.0	6.35mm六角	2.9	GSD200-S	1000W DC48V

■ 安装尺寸图

电批								驱动			
											
型号	H	W	LR	LL	LA	S	TP	型号	D	L	H
FI1003DC-HM	62	36	34	100	51	4	孔径5mm 孔深9mm	GSD50-S	118	30	158
FI1005DC-HE	66	48	43.9	98	51	4		GSD50-S	118	30	158
FI1010DC-HE	66	48	39.1	113	51	4		GSD100-S	118	30	158
FI1010DC-HE-01	66	48	48.4	113	51	5		GSD100-S	118	30	158
FI1020DC-HE	85	70	42.7	140.5	51	5		GSD200-S	118	30	158
FI1040DC-HE	85	70	44.1	158.5	51	5		GSD400-S	118	30	158
FI1040DC-HA	85	70	41.9	158.5	51	6.35		GSD400-S	118	30	158
FI1044DC-HA	66	48	38.9	164	51	6.35		GSD100-S	118	30	158
FI1046DC-HA	85	70	41.9	208	51	6.35		GDD600-S	118	30	158
FI1049DC-HA	85	70	41.9	158.5	51	6.35		GDD200-S	118	30	158
FI1050DC-HA	66	48	38.9	164	51	6.35		GSD100-S	118	30	158
FI1060DC-HA	85	70	41.9	208	51	6.35		GSD200-S	118	30	158

■ 配线

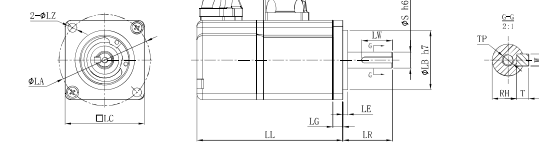
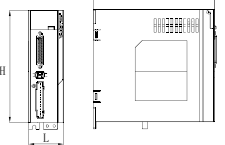
电批混合线	
	
型号：DP-EP-3M、DP-EP-5M L=3米、5米	
I/O信号线	485通信线
	
型号：DP-IO-1M	型号：DP-485-1A2M

ES | 高压伺服电批

High-voltage AC servo electric screwdriver


型号/套装	扭力范围 (kgf.cm)	扭力范围 (N.M)	最高转速 (rpm)	小螺丝尺寸 (mm)	自攻丝尺寸 (mm)	适用批头	重量 (Kg)	适配 驱动器	适配电源
AS2MD-04-0130B-G312X	1~9	0.1~0.9	3000	1.4~3	1.4~2.6	4mm双耳	0.45	ES3-02BAI-DP	AC220V
AS2MJ-06-0230B-G322X	2~15	0.2~1.5	3000	2~3	2~3	5mm双耳	1.2	ES3-02BAI-DP	AC220V
AS2MJ-06-0430B-G322X	3~35	0.3~3.5	3000	2~4	2~4	5mm双耳	1.2	ES3-04BAI-DP	AC220V
AS1MJ-08-0830B-G321-N	10~70	1~7	3000	4.8~6	3.8~6	5mm双耳	2.1	ES3-08BAI-DP	AC220V
AS1MJ-08-1030B-G321-N	10~90	1~9	3000	4.8~6	3.8~6	5mm双耳	2.6	ES3-10BAI-DP	AC220V

■ 安装尺寸图

电批							驱动			
										
型号	LC	LZ	LR	LL	LA	S	型号	D	L	H
AS2MD-04-0130B-G312X	40	4.5	25	79.5	46	8	ES3-02BAI-DP	163	40	160
AS2MJ-06-0230B-G322X	60	5.5	30	71.8	70	14	ES3-02BAI-DP	163	40	160
AS2MJ-06-0430B-G322X	60	5.5	30	89.8	70	14	ES3-04BAI-DP	163	40	160
AS1MJ-08-0830B-G321-N	80	6.0	35	101	90	19	ES3-08BAI-DP	173	50	160
AS1MJ-08-1030B-G321-N	80	6.0	35	115	90	19	ES3-10BAI-DP	173	50	160

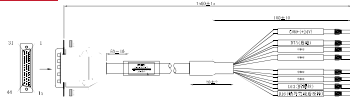
■ 配线

动力线




型号：P2-AS3-03P08M-X 3米/5米

信号线



型号：C2-AS-15P1A5-02

编码器线



型号：DP-IO-1M 3米/5米

引脚	线色	定义	引脚	线色	定义
11	红	COM+ (+24V)	5	黄	DO2+ (反转完成)
33	红/白	DI5 (启动)	4	黄/白	DO2- (反转完成0V)
1	黑	DO4+ (滑牙)	3	绿	DO3+ (浮高)
26	黑/白	DO4- (滑牙0V)	2	绿/白	DO3- (浮高0V)
27	橙	DO5- (力矩0V)	10	白	DI2 (寻牙)
28	橙/白	DO5+ (力矩)	34	蓝	DI3 (拆螺丝)
7	棕	DO1+ (电批报警)	32	蓝/白	DI6 (锁附完成后反转)
6	棕/白	DO1- (电批报警0V)			